


## Project name Goldsmith Street


**Project summary** The award winning and Stirling Prize nominated Goldsmith Street development for Norwich City Council, just shy of 100 Passivhaus homes that are 100% social housing, achieved Passivhaus certification in early 2019. Consisting of 93 Passivhaus homes spread across 7 blocks aligned in 4 simple rows the development on completion took the title as the UK's largest residential Passivhaus development.

**JpGraph Error: 13**




The installed PHP version (7.2.20) is not compatible with this release of the library. The library requires at least PHP version 5.1.0

**JpGraph Error: 13**




The installed PHP version (7.2.20) is not compatible with this release of the library. The library requires at least PHP version 5.1.0

**JpGraph Error: 13**



The installed PHP version (7.2.20) is not compatible with this release of the library. The library requires at least PHP version 5.1.0

**JpGraph Error: 13**



The installed PHP version (7.2.20) is not compatible with this release of the library. The library requires at least PHP version 5.1.0

## Project Description

Projected build start date

Projected date of occupation

Project stage

Project location

Norwich, Norfolk, England

Energy target

PassivHaus

Build type

New build

Building sector

Public Residential

Property type

Mid Terrace

Existing external wall construction

Existing external wall additional information

Existing party wall construction

Floor area

3337 m<sup>2</sup>

Floor area calculation method

PHPP

Building certification

Passivhaus certified

## Project team

Organisation

Norwich City Council

Project lead

Client

Architect

Mikhail Riches

Mechanical & electrical consultant(s)

Greengauge

Energy consultant(s)

WARM

Structural engineer

Rossi Long Consulting

Quantity surveyor

Other consultant

Contractor

RG Carter

## Design strategies

Planned occupancy

Space heating strategy

Water heating strategy

Fuel strategy

Renewable energy generation strategy

Passive solar strategy

Space cooling strategy

Daylighting strategy

Ventilation strategy

Airtightness strategy

Strategy for minimising thermal bridges

Modelling strategy

Insulation strategy

Other relevant retrofit strategies

Other information (constraints or opportunities influencing project design or outcomes)

## Energy use

Fuel use by type (kWh/yr)

Fuel	previous	forecast	measured
<b>Electric</b>			
<b>Gas</b>			
<b>Oil</b>			
<b>LPG</b>			
<b>Wood</b>			

Primary energy requirement & CO2 emissions

	previous	forecast	measured
<b>Annual CO2 emissions</b> (kg CO2/m <sup>2</sup> .yr)	-	-	-

	previous	forecast	measured
<b>Primary energy requirement</b> (kWh/m <sup>2</sup> .yr)	-	-	-

#### Renewable energy (kWh/yr)

Renewables technology	forecast	measured
-		
-		
<b>Energy consumed by generation</b>		

#### Airtightness ( m<sup>3</sup>/m<sup>2</sup>.hr @ 50 Pascals )

	Date of test	Test result
Pre-development airtightness	-	-
Final airtightness	-	-

#### Annual space heat demand ( kWh/m<sup>2</sup>.yr )

	Pre-development	forecast	measured
<b>Space heat demand</b>	-	-	-

Whole house energy calculation method

Other energy calculation method

Predicted annual heating load

-

Other energy target(s)

## Building services

Occupancy

Space heating

Hot water

Ventilation

Controls

Cooking

Lighting

Appliances

Renewables

Strategy for minimising thermal bridges

## Building construction

Storeys

Volume

Thermal fabric area

---

Roof description

Roof U-value

Walls description

Walls U-value

Party walls description

Party walls U-value

Floor description

Floor U-value

Glazed doors description

Glazed doors U-value

Opaque doors description

Opaque doors U-value

Windows description

Windows U-value

Windows energy transmittance  
(G-value)

Windows light transmittance

Rooflights description

Rooflights light transmittance

Rooflights U-value

---

## Project images



